

Scaled data based on original data using  
LM-79-08 Approved Method: Electrical and Photometric Measurements of Solid-  
State Lighting Products

Test Report Prepared for  
Cooper Lighting Solutions  
(formerly Eaton)

Brand: INVUE

Report Number: P401388

Luminaire Tested: **ENT-SA1C-827-U-T2**

Issue Date: 5/20/2020

**Test Information**

Test Method: LM-79-08  
Report Number: P401388  
TEST IS SCALED FROM IESNA LM-79-08 TEST DATA (G1-2004-754-11)  
Test Lab: INNOVATION CENTER  
Issue Date: 5/20/2020  
Manufacturer: COOPER LIGHTING SOLUTIONS (FORMERLY EATON)  
Product Line: INVUE  
Catalog Number: ENT-SA1C-827-U-T2  
Description: ENTRI LED LUMINAIRE  
(1) 80 CRI, 2700K, 615mA LIGHTSQUARE WITH 16 LEDS AND TYPE II OPTICS  
Light Source: -  
Ballast/Driver: ELECTRONIC DRIVER

**Summary**

Lumens per Lamp: N/A  
Luminaire Lumens: 3300 lumens  
Efficiency: N/A  
Efficacy: 99.1 lumens/watt  
Luminous Opening: Rectangular (W 0.5' x L: 0.5' x H: 0')  
IES Classification: Type III - Medium - Non-Cutoff  
BUG Rating: B1 - U0 - G1

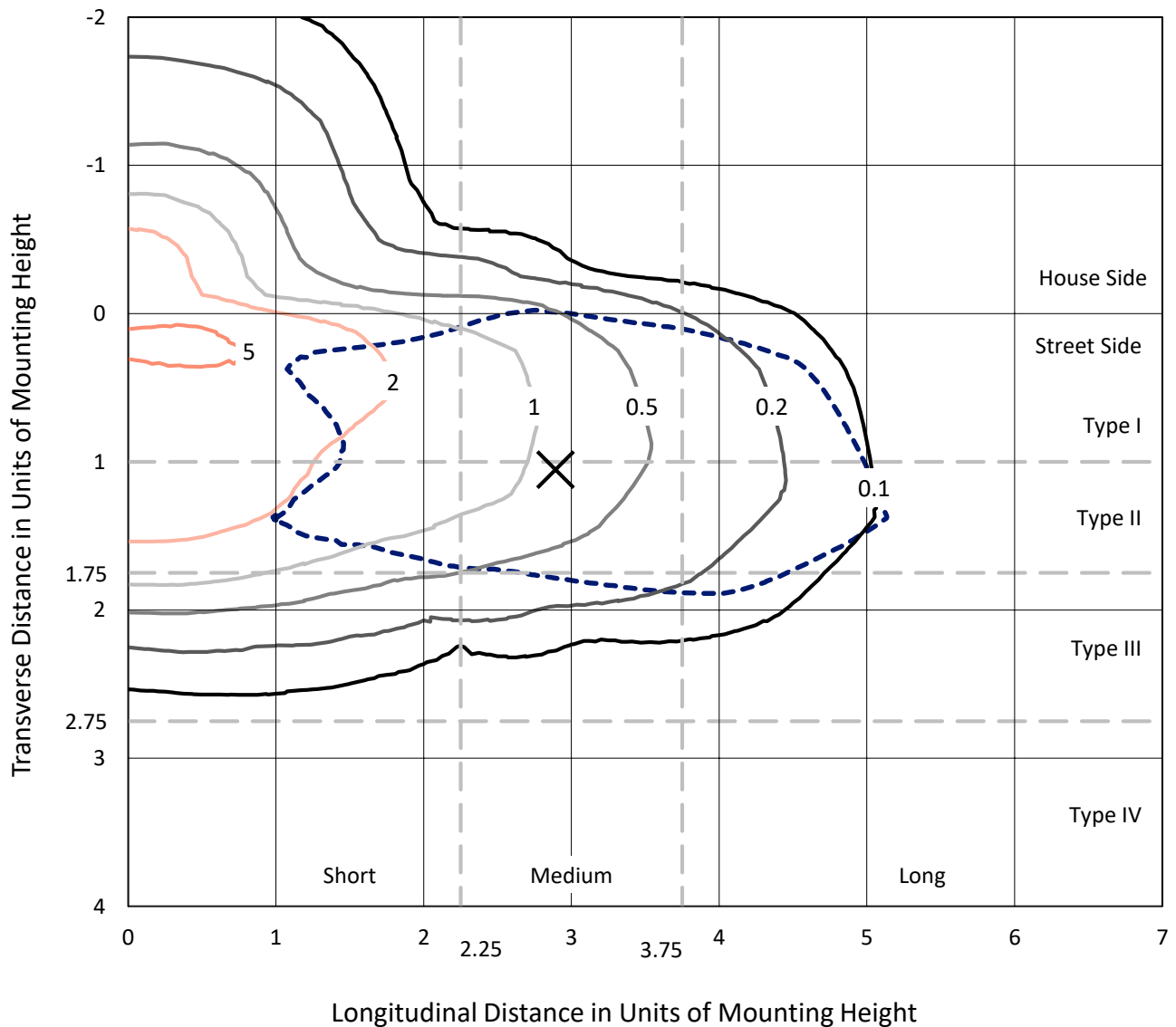
Input Watts (W): 33.3  
Input Voltage (V): NR  
Input Current (Ain): NR  
Voltage Rise (V): NR  
Power Factor: NR  
Total Harmonic Distortion (THDi): NR  
Frequency (hertz): 60  
Stabilization Time: NR  
Operation Time: NR  
Ambient Temperature (°C): NR  
Test Distance: 25 FT



REPORT NUMBER: P401388  
 CATALOG NUMBER: ENT-SA1C-827-U-T2

### Iso-Footcandle Lines of Horizontal Illumination

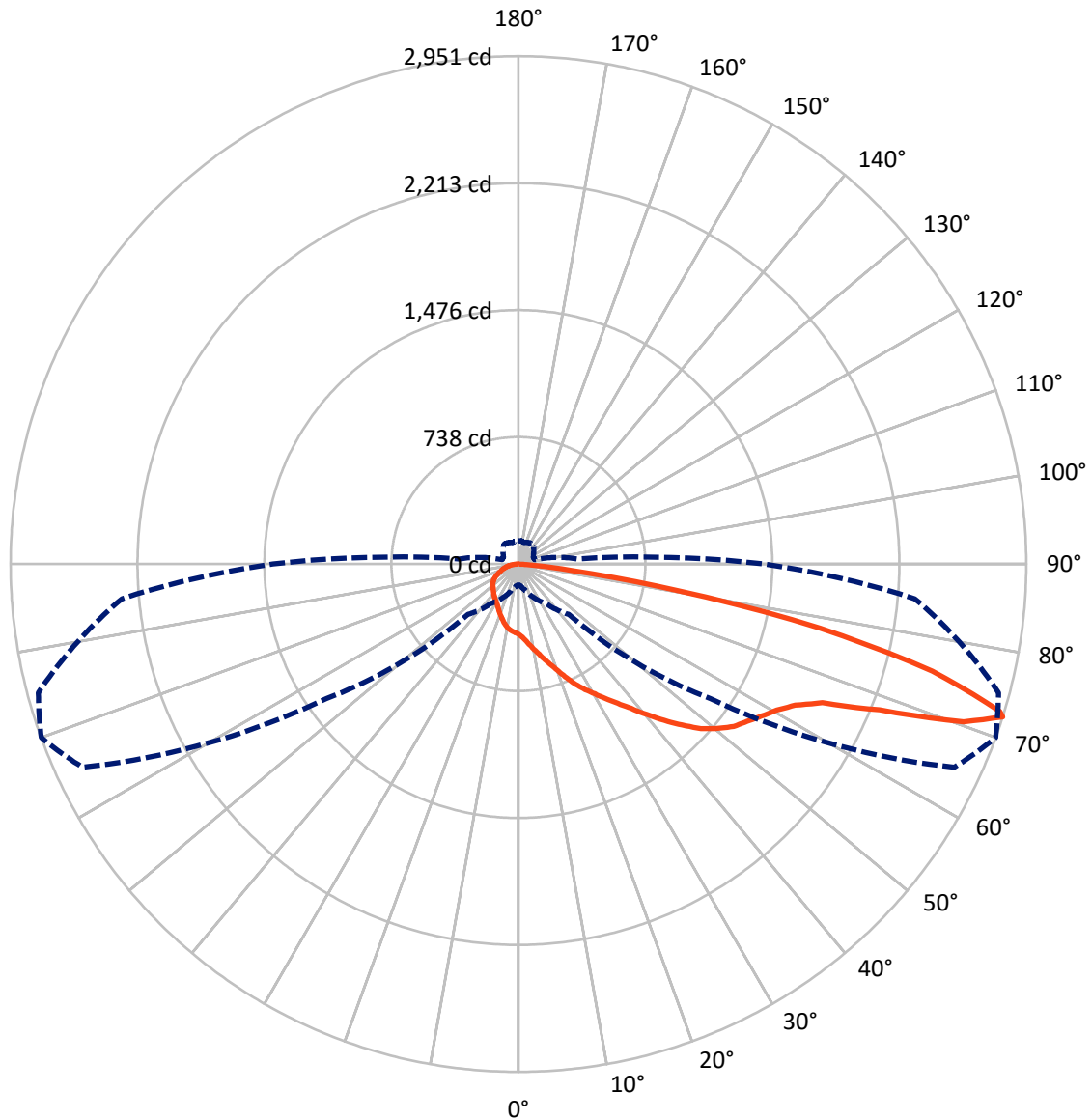
× Max cd  
 - - - 1/2 Max cd



Based on 10 foot mounting height. Maximum calculated value = 5.7 fc  
 Type III - Medium - Non-Cutoff

REPORT NUMBER: P401388  
CATALOG NUMBER: ENT-SA1C-827-U-T2

### Luminous Intensity Polar Plot



— Vertical Plane Through 70-Deg Lateral      - - - Horizontal Cone Through 72-Deg Vertical

REPORT NUMBER: P401388

CATALOG NUMBER: ENT-SA1C-827-U-T2

**FLUX DISTRIBUTION:**

		Downward	Upward	Total
<b>House Side</b>	Lumens	613.2	0.0	613.2
	% Fixture	18.6	0.0	18.6
<b>Street Side</b>	Lumens	2686.8	0.0	2686.8
	% Fixture	81.4	0.0	81.4
<b>Total</b>	Lumens	3300.0	0.0	3300.0
	% Fixture	100.0	0.0	100.0

**Coefficient of Utilization**

**ZONAL LUMENS:**

Zone	Lumens	% Fixture
0°-10°	41.1	1.2
10°-20°	131.8	4.0
20°-30°	233.4	7.1
30°-40°	347.0	10.5
40°-50°	503.4	15.3
50°-60°	687.7	20.8
60°-70°	752.9	22.8
70°-80°	535.5	16.2
80°-90°	67.2	2.0
90°-100°	0.0	0.0
100°-110°	0.0	0.0
110°-120°	0.0	0.0
120°-130°	0.0	0.0
130°-140°	0.0	0.0
140°-150°	0.0	0.0
150°-160°	0.0	0.0
160°-170°	0.0	0.0
170°-180°	0.0	0.0
0°-90°	3300.0	100.0
0°-180°	3300.0	100.0



REPORT NUMBER: P401388

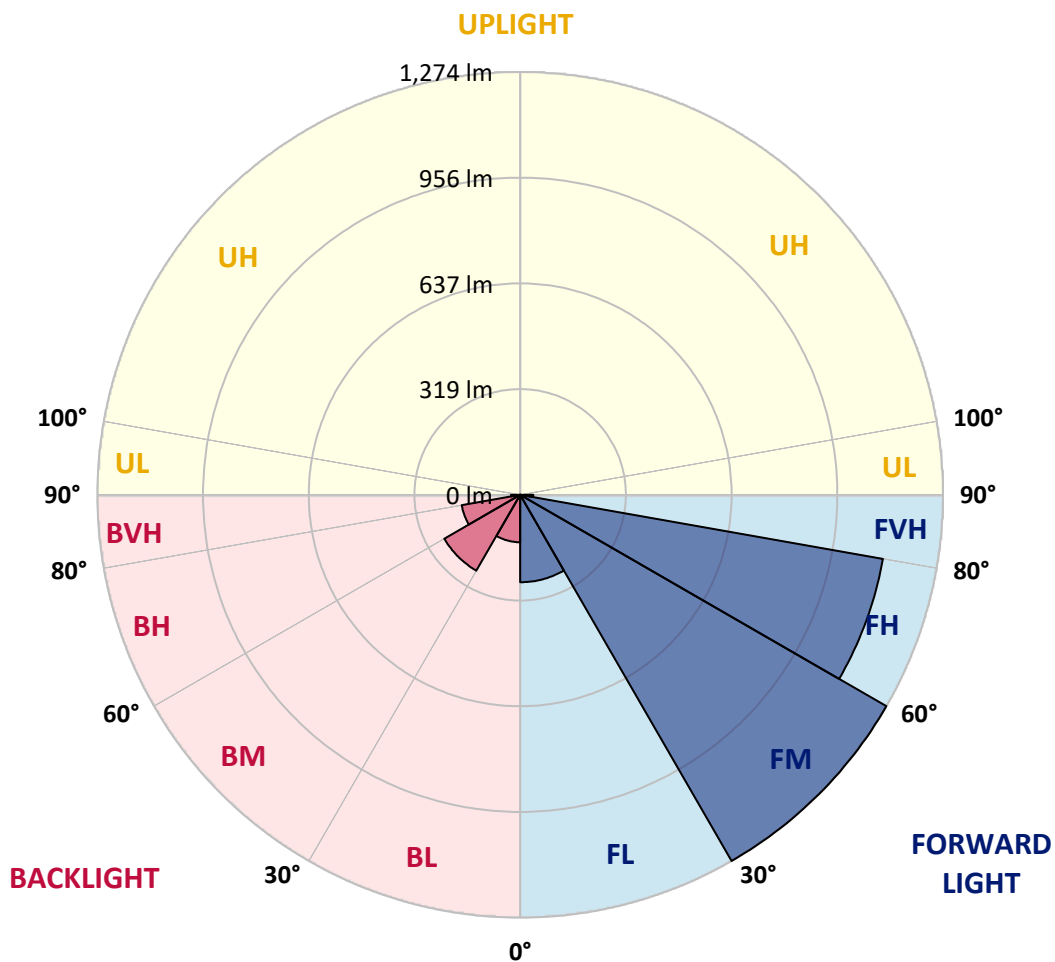
CATALOG NUMBER: ENT-SA1C-827-U-T2

**LUMINAIRE CLASSIFICATION SYSTEM LUMEN TABLE AND BUG RATING:**

Zone		Lumens	% Fixture	Zone Rating/Lumen Limit		
				B	U	G
FL	(0°-30°)	263.4	8.0			
FM	(30°-60°)	1274.0	38.6			
FH	(60°-80°)	1109.7	33.6			G1/1800
FVH	(80°-90°)	39.7	1.2			G1/100
BL	(0°-30°)	142.9	4.3	B1/500		
BM	(30°-60°)	264.0	8.0	B1/1000		
BH	(60°-80°)	178.8	5.4	B1/500		G1/500
BVH	(80°-90°)	27.5	0.8			G1/100
UL	(90°-100°)	0.0	0.0		U0/0	
UH	(100°-180°)	0.0	0.0		U0/0	

**BUG Rating: B1-U0-G1**

Type III Medium





REPORT NUMBER: P401388

CATALOG NUMBER: ENT-SA1C-827-U-T2

**CANDELA DISTRIBUTION (FULL):**

	0°	5°	15°	25°	35°	45°	55°	65°	70°	75°	85°
0°	408.7	408.7	408.7	408.7	408.7	408.7	408.7	408.7	408.7	408.7	408.7
2.5°	454.4	452.0	452.5	448.3	445.9	440.3	434.1	427.5	424.2	421.9	413.9
5°	498.7	498.7	500.6	497.3	488.3	478.9	468.1	453.5	447.3	438.8	422.8
7.5°	535.5	536.4	536.4	535.5	527.5	517.1	503.0	485.0	475.1	462.9	437.9
10°	554.3	556.7	558.6	560.0	559.0	552.9	536.9	518.5	504.8	488.8	455.3
12.5°	563.8	564.7	568.0	575.1	580.7	585.4	573.7	552.0	538.3	519.0	474.2
15°	574.1	574.1	577.4	586.4	597.2	610.0	608.5	591.6	577.0	552.9	498.2
17.5°	580.7	582.6	588.7	598.2	613.3	634.5	645.3	635.9	617.0	591.6	524.2
20°	577.0	578.4	590.6	609.0	628.3	655.7	683.0	683.0	665.1	635.9	552.9
22.5°	584.0	586.4	594.9	612.3	638.7	674.1	718.8	734.4	718.8	686.8	586.4
25°	611.4	610.4	617.5	624.6	647.2	691.0	749.5	789.6	775.4	740.1	618.9
27.5°	651.0	651.0	654.7	654.3	662.3	705.2	776.4	838.1	826.3	783.9	645.8
30°	696.7	697.6	696.7	696.2	694.8	724.5	800.4	881.5	875.3	833.4	670.3
32.5°	752.3	754.7	750.9	741.5	735.8	752.3	820.7	930.0	931.9	882.4	694.3
35°	822.1	825.8	811.7	798.0	783.9	791.4	844.2	975.7	994.6	938.0	723.6
37.5°	891.8	898.0	895.6	858.8	839.0	838.6	879.1	1032.8	1064.4	1010.6	765.0
40°	950.8	955.9	958.8	925.3	898.0	897.0	930.5	1092.2	1150.2	1094.1	814.1
42.5°	989.9	994.6	1003.1	983.3	957.8	969.6	987.1	1151.1	1242.5	1195.9	874.4
45°	1032.3	1036.1	1041.3	1030.0	1016.8	1050.7	1058.7	1216.6	1334.9	1305.2	945.1
47.5°	1077.6	1081.3	1084.2	1075.7	1071.0	1118.6	1128.9	1283.6	1428.3	1418.4	1013.9
50°	1127.5	1128.9	1131.8	1127.5	1128.9	1180.3	1186.9	1342.5	1502.3	1536.2	1085.6
52.5°	1213.3	1215.2	1216.1	1195.9	1188.8	1219.4	1233.6	1405.2	1567.3	1634.3	1148.7
55°	1281.2	1287.8	1317.5	1304.3	1287.3	1247.3	1272.2	1455.6	1613.5	1725.7	1214.7
57.5°	1225.6	1240.7	1314.7	1376.9	1424.5	1328.8	1318.0	1507.5	1666.8	1804.4	1291.6
60°	1063.9	1086.0	1193.5	1323.1	1477.3	1515.9	1411.8	1572.0	1724.8	1886.4	1374.1
62.5°	737.7	760.3	908.8	1115.7	1388.2	1622.9	1668.7	1686.6	1805.4	1970.3	1481.5
65°	353.5	376.6	499.2	717.4	1096.4	1554.1	1968.0	1924.1	1941.1	2076.9	1639.9
67.5°	224.8	237.1	285.2	390.8	637.8	1210.5	2075.5	2397.4	2262.6	2322.5	1955.3
70°	164.5	167.3	208.8	270.6	378.5	707.1	1832.7	2850.4	2744.8	2738.2	2335.7
72°	121.6	126.3	158.4	215.9	280.0	413.4	1363.7	2795.2	2951.3	2888.6	2313.0
72.5°	114.5	118.3	146.1	204.1	264.4	363.0	1221.8	2731.1	2925.8	2892.8	2269.7
75°	83.4	86.3	99.9	145.2	204.6	210.2	652.4	2096.2	2484.6	2761.8	2057.5
77.5°	57.5	59.4	66.5	89.1	140.0	142.4	276.7	1431.1	1793.1	2208.4	1582.4
80°	34.9	35.8	40.1	48.6	89.1	84.4	114.1	748.1	935.7	1200.6	733.9
82.5°	14.6	15.1	17.4	19.3	37.7	40.1	46.2	244.2	309.7	375.2	211.6
85°	0.0	0.0	0.5	0.5	0.9	4.2	6.6	30.2	45.7	54.7	38.2
87.5°	0.0	0.0	0.5	0.5	0.5	0.9	0.9	1.4	1.9	1.9	2.8
90°	0.0	0.0	0.0	0.0	0.0	0.0	0.0	0.0	0.0	0.0	0.0



REPORT NUMBER: P401388

CATALOG NUMBER: ENT-SA1C-827-U-T2

**CANDELA DISTRIBUTION (continued):**

	90°	95°	105°	115°	125°	135°	145°	155°	165°	175°	180°
0°	408.7	408.7	408.7	408.7	408.7	408.7	408.7	408.7	408.7	408.7	408.7
2.5°	410.1	408.2	402.6	397.8	394.1	387.9	387.5	382.8	382.8	381.3	380.4
5°	416.7	410.6	399.3	388.9	381.3	372.4	368.1	363.0	359.7	357.8	358.2
7.5°	425.2	414.8	395.5	378.0	363.9	352.6	346.0	341.7	339.4	338.4	338.4
10°	437.0	420.9	389.4	363.0	345.0	336.6	333.3	332.8	333.3	333.7	334.2
12.5°	450.2	425.2	378.0	345.0	330.9	327.6	329.5	333.7	337.5	338.9	338.9
15°	463.8	428.0	362.5	328.5	320.1	323.4	330.0	338.0	344.1	347.9	348.8
17.5°	478.0	428.5	346.0	313.5	310.6	319.1	330.9	343.6	353.5	359.7	360.6
20°	493.1	427.5	326.7	299.8	301.2	315.3	331.8	349.3	362.5	370.5	371.4
22.5°	509.6	423.8	307.8	286.6	293.2	311.6	330.9	351.2	365.3	374.7	376.6
25°	525.6	416.2	289.0	274.8	287.5	307.8	326.2	343.6	357.3	366.3	368.6
27.5°	534.1	400.2	271.0	265.9	283.3	302.2	315.3	327.1	334.7	340.3	342.7
30°	535.5	377.6	256.4	259.7	278.6	294.1	301.7	303.6	302.2	304.0	301.7
32.5°	532.7	353.1	244.6	255.0	271.0	282.8	284.7	279.1	270.6	258.8	259.3
35°	530.8	326.2	235.2	248.4	261.1	268.7	265.4	256.4	240.4	226.3	225.3
37.5°	534.1	301.7	227.2	239.9	248.4	251.7	247.0	235.2	221.1	208.8	207.4
40°	543.5	283.8	219.7	230.5	234.7	237.1	231.4	221.1	215.4	206.5	205.0
42.5°	561.9	271.5	212.6	220.1	222.0	224.4	218.7	211.6	216.8	214.9	214.9
45°	587.3	265.9	206.5	210.2	212.1	215.9	212.6	206.5	212.1	201.3	199.4
47.5°	620.3	267.7	202.2	200.3	206.0	212.6	208.8	201.3	199.4	180.1	176.8
50°	655.2	277.6	198.0	192.3	199.4	208.3	203.6	191.8	180.5	170.6	168.8
52.5°	696.2	294.1	194.2	183.4	191.8	203.6	200.3	187.6	175.8	168.8	167.3
55°	741.5	310.2	189.5	173.0	182.0	202.2	201.3	184.8	169.2	165.9	165.0
57.5°	792.4	323.4	183.8	161.2	172.1	198.0	197.0	178.2	167.3	164.5	164.0
60°	856.0	338.9	173.9	147.5	162.2	190.0	189.0	174.9	163.1	160.7	159.8
62.5°	942.7	367.7	157.0	134.8	151.8	175.8	181.5	168.3	157.0	156.5	156.5
65°	1085.6	423.3	139.5	124.0	140.0	162.2	171.6	160.7	151.3	153.7	153.7
67.5°	1355.7	498.2	121.6	113.6	128.7	149.0	163.1	153.2	145.2	149.9	149.9
70°	1564.0	470.4	107.5	103.7	117.4	137.2	152.3	145.2	137.6	145.7	144.7
72°	1426.8	344.6	98.0	95.7	107.9	127.3	142.8	137.6	129.6	136.2	134.3
72.5°	1369.8	313.0	95.2	93.3	105.1	125.4	140.9	135.8	127.3	133.9	131.0
75°	1194.9	264.0	83.0	82.0	93.3	112.7	128.7	125.9	117.4	121.1	118.3
77.5°	988.9	222.5	69.8	71.6	79.7	100.4	116.0	113.1	105.1	104.6	104.2
80°	463.8	124.0	57.5	58.9	66.9	85.8	99.9	98.0	90.5	89.6	88.1
82.5°	134.3	59.4	44.3	45.3	53.7	70.2	85.8	84.8	79.2	77.8	74.5
85°	25.0	19.3	24.0	28.3	39.1	58.5	78.2	76.4	67.9	61.8	57.0
87.5°	1.4	3.8	8.0	13.7	25.0	43.8	63.2	61.8	54.2	46.7	47.1
90°	0.0	0.0	0.0	0.0	0.0	0.0	0.0	0.0	0.0	0.0	0.0

(END OF REPORT)